










Counting Dots

Count the dots on each ladybug.

Trace each number.

Draw a line to from each number to the ladybug with that number of dots.



Counting Dots

Count the dots on each ladybug.

Trace each number.

Draw a line to from each number to the ladybug with that number of dots.

The image shows five ladybugs and five numbers. Lines connect them as follows:

- Ladybug with 3 dots is connected to the number 3.
- Ladybug with 1 dot is connected to the number 1.
- Ladybug with 5 dots is connected to the number 5.
- Ladybug with 2 dots is connected to the number 2.
- Ladybug with 4 dots is connected to the number 4.